

Panasonic

New Aquarea K Generation
Air to water heat pumps

AQUAREA



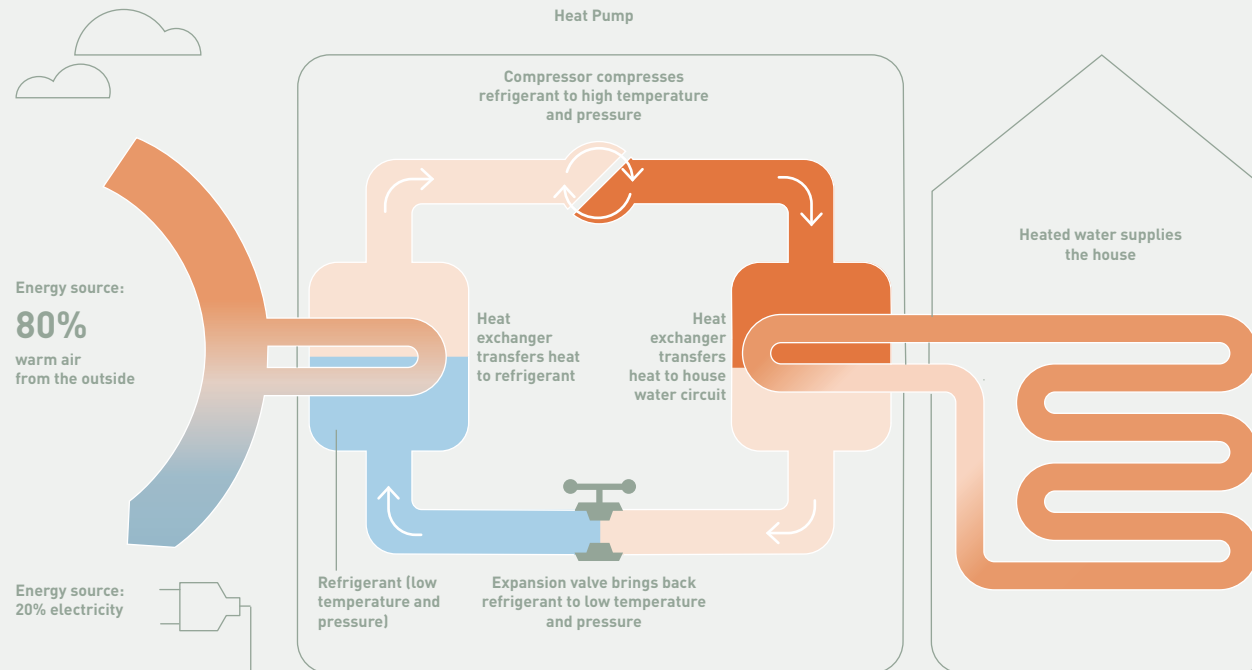


AQUAREA

What kind of world will our children—and their children—inherit? Along with a growing global population coupled with rapid economic development, CO₂ emissions continue to increase year after year. At the current rate, it is estimated that the average global surface temperature will rise by 4 °C over the next 100 years.

To help prevent this, we have been engaged in a variety of initiatives over the past several decades. One of our solutions is an indoor heating and cooling system that leverages our heat pump technology. Protecting the world of today means protecting the children of tomorrow. That's why we are committed to offering solutions that provide comfort and help us fulfil our responsibility to the environment.

A heat pump turns heat energy outside into warmth inside



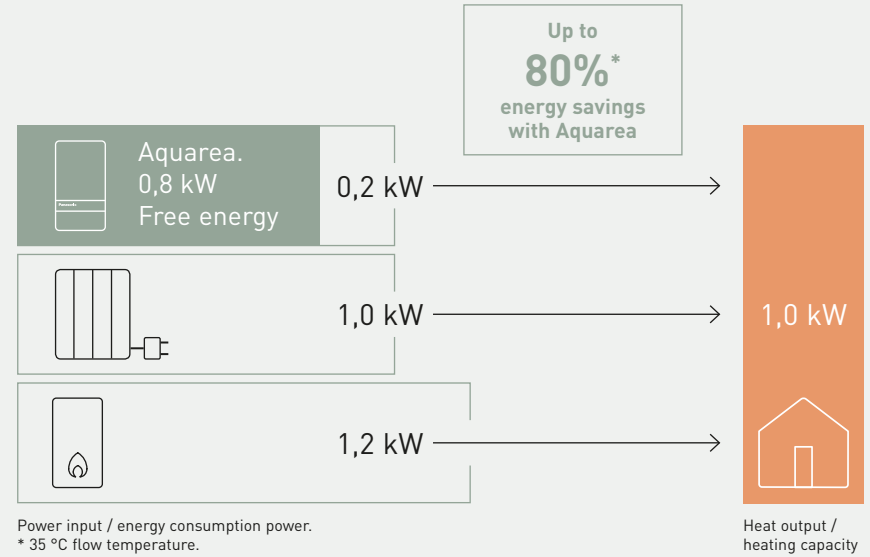
With Aquarea up to 80% of the heat energy required is taken from the ambient air. Aquarea captures heat energy from the ambient air and transfers it to heat the water needed to warm your home for domestic hot water and even to cool the house if wished.

Contributing to a decarbonised society.

Aquarea air to water heat pumps range is a ground breaking low energy system for heating, cooling and domestic hot water production that delivers outstanding performance, aligning with our vision of a carbon-free society and our GREEN IMPACT plan.

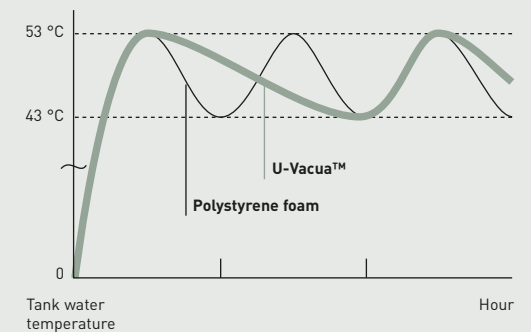
As much as 79% of the energy consumption of European homes comes from heating and producing DHW*. That's why, compared to conventional boilers and electric heaters, highly efficient Panasonic air to water heat pump technology can make a significant difference. Moreover, by converting heat energy in the air into household warmth, this technology helps reduce CO₂ emissions and environmental impact.

* <https://ec.europa.eu/eurostat>.



U-Vacua™: Vacuum insulation panel (VIP) technology developed by Panasonic.

Because they leverage VIP technology, U-Vacua™ panels offer 19 times the insulation performance of polystyrene foam. Since the system retains heat longer, it needs to heat up fewer times each day, resulting in energy savings.



The Aquarea line meets the highest rank of energy efficiency criteria of European energy rating system.

Energy Labelling Regulation (EU) No. 811/2013.



Panasonic

A low energy system for heating and hot water production.

Aquarea is a ground breaking low energy system for heating, cooling and domestic hot water production that delivers outstanding performance, even at extreme outdoor temperatures.

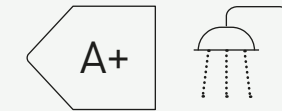
The peak of comfort, efficiency and low energy costs.

Leveraging heat pump technology and our unique expertise, Panasonic has been working for many years to help realise a sustainable society and enrich people's lives. The wide range of Aquarea products makes possible optimum solutions that are tailored to individual lifestyles while offering outstanding environmental performance.

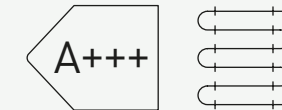


Panasonic has more than 60 years of heat pump experience, having produced an exceptional amount of compressors. Quality is what Panasonic stands for and this is a key factor for succeeding in the European market.

As a member of the European Heat Pump Association, the production of Aquarea in Europe and maintaining high security protocols in European servers for the Aquarea Smart Cloud, makes Panasonic a trusted heating partner.



Energy efficiency class up to A+.
Scale from A+ to F.



ErP 35 °C.
Energy efficiency class up to A+++.
Scale from A+++ to D.


* Rating conditions: Heating: Inside air temperature: 20 °C Dry Bulb / Outside air temperature: 7 °C Dry Bulb / 6 °C Wet Bulb.
Conditions: Water input temperature: 30 °C / Water output temperature: 35 °C. These energy efficiency might not apply to all models.

*The peak of comfort,
efficiency and low
energy costs.*

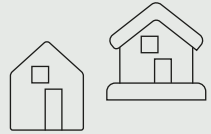


Introducing the new Aquarea K Generation of air to water heat pumps.

Aquarea K Generation is a ground breaking low-energy system for heating, cooling and domestic hot water production that delivers outstanding performance. This model is ideal for new installations and well-insulated homes.

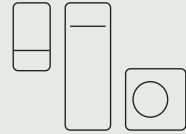


High Performance and T-CAP: All in One and Bi-bloc K Generation



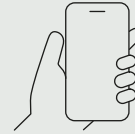
Wide range

Wide range to suit all homes: High Performance and T-CAP.



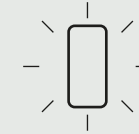
Improved clean design

Refined outdoor design to be blended to the environment.



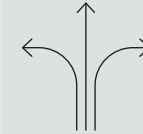
Optional remote control and maintenance

Aquarea Smart Cloud. Aquarea Service Cloud.



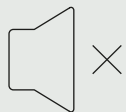
High tank insulation performance

Tank boasts high heat retention thanks to U-Vacua™¹⁾.



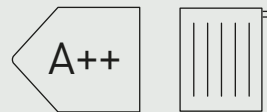
Further flexibility

- Less frequent maintenance with pre-installed magnet filter
- Easy access to hydraulic parts
- Operation without backup heating at -25 °C³⁾
- Can supply 60 °C hot water even at -10 °C outside temperature
- Bluefin treatment protection on outdoor heat exchanger for harsh ambient conditions



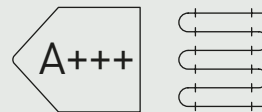
Further noise reduction

Panasonic's unique low noise architecture.



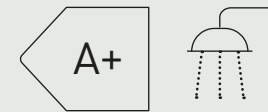
High energy efficiency for heating

High energy class for low and medium temperature applications.



High energy efficiency for heating

High energy class for low and medium temperature applications.



High energy efficiency for domestic hot water

DHW COP up to 3,6²⁾.

1) U-Vacua™ is a vacuum insulation panel (VIP) technology. 2) Scale from A+++ to D. Might not apply to all the models. 3) Tentative feature.

*A revolution in design,
efficiency, connectivity
and sustainability.*



Harmony between technology and home.

In our daily lives, technology is attuned to you and the environment around you, without overstating the device or interface. Just as the air is always around you even if you're not aware of it, Panasonic's technology continues to be in tune with your environment and your life.

Harmony with the environment. Save livingspace.

A premium white, faithful to the Aquarea spirit underlined by the seamlessly integrated controller which provides a sleek black band across the unit.



All in One unit and Bi-bloc indoor unit are designed to blend into your interior space effortlessly.



GOOD DESIGN AWARD 2022

BEST 100

Like indoor equipment, the outdoor unit is designed to harmonize with architecture and the environment while quietly supporting the precious time spent with the warm family. The outdoor units, with an anthracite grey colour which will dress the entire range, have been completely redesigned with an innovative design that will find its place in all spaces.



The outdoor unit is designed to harmonize with architecture and the environment.

Panasonic's unique low noise architecture. The compressor, which is a major source of noise, is equipped with a double-bottomed structure to provide a safe, quiet structure that does not disturb neighbors in crowded residential areas.



The new Aquarea All in One Compact, the ultimate space-saving solution.

With its small 598 x 600 mm footprint, the new All in One Compact can be neatly lined up with other big appliances like a refrigerator and/or washing machine to reduce the space required for installation. And thanks to its low height, it can be installed with a ventilation unit on top.



Fits beautifully in any space.


U-Vacua™; Vacuum insulation panel. Significant energy savings with world-leading insulation performance.

Because they leverage VIP technology, U-Vacua™ panels offer 19 times the insulation performance of polystyrene foam. Since the system retains heat longer, it needs to heat up fewer times each day, resulting in energy savings.




Great serviceability.

- Easy maintenance concept is retained
- Easy access to hydraulic part thanks to door opening mechanism
- No buffer tank required, reducing space, cost and installation time
- All sensors can be checked from the remote controller (new)
- Water pressure sensor (new)



Slimmer, yet same tank capacity.
Piping layout at the top in order to maintain large 185 L tank capacity.



Improved water filter for less maintenance.

Dust removal capacity of the water filter has been increased 5 times. Less frequent filter cleaning means more convenience.

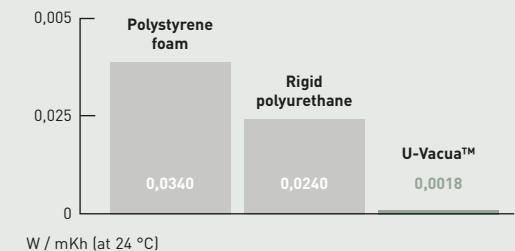


Robust body for top ventilation unit.
Strengthening the body and top surface with a frame enables installation of a top ventilation unit. For safety, it's secured with bolts to prevent it falling.



U-Vacua™ VIPs consist of a unique fiberglass core encased in a laminate film made up of several layers that include nylon, aluminium, and a protective layer. Interior pressure is reduced to a vacuum of 1-20 Pa, thereby minimizing thermal conductivity.

Comparison of thermal conductivity.



*Aquarea All in One: the
best Panasonic technology
for your home.*



Aquarea K Generation gives you even more.

Highly efficient Panasonic solutions can help to significantly reduce the energy consumption of the house, at the same time a high level of comfort and good indoor air quality are kept.

Ventilation unit on top for a low-energy house.

Heat recovery ventilation units are ideal for homes, for these owners who are looking for high performance and maximum comfort.


Combine the Residential ventilation unit with Panasonic Aquarea for an space saving and highly efficient solution for heating, cooling, ventilation and DHW.

Aquarea + PV panels.

Aquarea heat pumps can synchronise with PV panels, using the optional PCB CZ-NS5P. Thanks to this feature, demand of heating, cooling and domestic hot water production is adapted to the PV panel production.

Smart Grid Ready.

Aquarea K Generation heat pumps in combination with the optional PCB CZ-NS5P hold the SG Ready function, allowing the heat pump to be connected in an intelligent grid control.



Combine the Residential ventilation unit with Panasonic Aquarea for an space saving and highly efficient solution for heating, cooling, ventilation and DHW.



Dual controller system.

A dual controller system, for independent control of two zones, within the home.

New remote controller.

New remote controller designed in harmony with the whole system, with optimised user interface and improved features.



Smart bivalency.

Cost effective bivalent mode with power tariff logic.

Optimised user interface.

Each touch point designed in harmony, with optimised user interface across the range.

*High degree of living
comfort and energy
management.*



Aquarea Smart Cloud.

Aquarea Smart Cloud is a powerful, intuitive and free of charge service designed to help remotely control Aquarea heat pumps from anywhere, 24/7.

Easy and powerful energy management with convenient remote control via IoT.
The Aquarea Smart Cloud is much more than a simple controller for switching a heating device ON or OFF. It is a powerful and intuitive service for remotely controlling the full range of heating and hot water functions, including monitoring energy consumption.

Aquarea Service Cloud.

The Aquarea Service Cloud allows professionals to take care of their customers' heating systems remotely, engaging in predictive maintenance and system finetuning and respond rapidly to any malfunctions.



Optional internet adapter for Wi-Fi and LAN connection. CZ-TAW1B

Watch demo



More possibilities with IFTTT.

IF This Then That: IFTTT service enables user to automatically trigger actions for Aquarea system based on other apps, web services or devices.



Works with IFTTT



AQUAREA+

Get the most out of your Aquarea Heat Pump.

Aquarea+ offers end user useful information to operate a Panasonic Aquarea Heat Pump to provide heating, cooling and hot water in the most efficient and cost effective way.

Visit Aquarea+





Aquarea High Performance

For new installations and low consumption homes.



Aquarea High Performance All in One K Generation Single phase. Heating and Cooling ¹⁾

Single phase (power to indoor)

	KIT-ADC03K3E5	KIT-ADC05K3E5	KIT-ADC07K3E5	KIT-ADC09K3E5		
Kit 3 kW electric heater						
Kit 6 kW electric heater						
Heating capacity / COP (A +7 °C, W 35 °C)	kW / COP	3,20/5,33	5,00/5,10	7,00/4,86	9,00/4,55	
Heating capacity / COP (A +7 °C, W 55 °C)	kW / COP	3,20/2,81	5,00/3,03	7,00/2,92	8,90/2,93	
Heating capacity / COP (A +2 °C, W 35 °C)	kW / COP	3,20/3,64	5,00/3,57	6,85/3,43	7,00/3,40	
Heating capacity / COP (A +2 °C, W 55 °C)	kW / COP	3,20/2,19	5,00/2,29	6,25/2,23	6,30/2,18	
Heating capacity / COP (A -7 °C, W 35 °C)	kW / COP	3,30/2,80	5,00/2,79	5,75/2,95	6,25/2,84	
Heating capacity / COP (A -7 °C, W 55 °C)	kW / COP	3,20/1,79	5,00/1,89	5,35/1,98	5,90/1,93	
Cooling capacity / EER (A 35 °C, W 7 °C)	kW / EER	3,20/3,52	5,00/3,05	6,70/3,03	8,20/2,72	
Cooling capacity / EER (A 35 °C, W 18 °C)	kW / EER	3,20/4,71	5,00/4,90	6,70/4,72	9,00/4,18	
Heating average climate (W 35 °C / W 55 °C)	Seasonal energy efficiency SCOP (η _s %)	5,07/3,47 [200/136]	5,12/3,63 [202/142]	4,90/3,62 [193/142]	4,44/3,41 [175/133]	
	Energy class ²⁾	A+++ / A++	A+++ / A++	A+++ / A++	A+++ / A++	
Heating warm climate (W 35 °C / W 55 °C)	Seasonal energy efficiency SCOP (η _s %)	6,20/4,20 [245/165]	6,00/4,20 [237/165]	5,75/4,07 [227/160]	5,75/4,07 [227/160]	
	Energy class ²⁾	A+++ / A+++	A+++ / A+++	A+++ / A+++	A+++ / A+++	
Heating cold climate (W 35 °C / W 55 °C)	Seasonal energy efficiency SCOP (η _s %)	4,00/2,83 [157/110]	4,08/2,95 [160/115]	4,18/2,98 [164/116]	4,18/2,98 [164/116]	
	Energy class ²⁾	A++ / A+	A++ / A+	A++ / A+	A++ / A+	
Indoor unit 3 kW electric heater	WH-ADC0309K3E5	WH-ADC0309K3E5	WH-ADC0309K3E5	WH-ADC0309K3E5		
Indoor unit 6 kW electric heater	WH-ADC0309K6E5	WH-ADC0309K6E5	WH-ADC0309K6E5	WH-ADC0309K6E5		
Sound pressure	Heat / Cool	dB(A)	28/28	28/28	28/28	28/28
Dimension	HxWxD	mm	1642x599x602	1642x599x602	1642x599x602	1642x599x602
Net weight		kg	100/101	100/101	100/101	100/101
Water volume		L	185	185	185	185
Maximum DHW temperature		°C	65	65	65	65
Material inside tank			Stainless steel	Stainless steel	Stainless steel	Stainless steel
Tapping profile according EN16147			L	L	L	L
DHW tank ERP efficiency average / warm / cold ³⁾	A+ to F	A+ / A++ / A	A+ / A++ / A	A+ / A++ / A	A+ / A++ / A	A+ / A++ / A
DHW tank ERP average climate η / COPdHW	η _{wh} % / COPdHW	128/3,20	140/3,50	140/3,50	140/3,50	140/3,50
DHW tank ERP warm climate η / COPdHW	η _{wh} % / COPdHW	154/3,86	160/4,00	160/4,00	160/4,00	160/4,00
DHW tank ERP cold climate η / COPdHW	η _{wh} % / COPdHW	99/2,48	112/2,80	112/2,80	112/2,80	112/2,80

Aquarea High Performance Bi-bloc K Generation Single phase. Heating and Cooling

Single phase (power to indoor)

	KIT-WC03K3E5	KIT-WC05K3E5	KIT-WC07K3E5	KIT-WC09K3E5		
Kit 3 kW electric heater						
Kit 6 kW electric heater						
Heating capacity / COP (A +7 °C, W 35 °C)	kW / COP	3,20/5,33	5,00/5,10	7,00/4,86	9,00/4,55	
Heating capacity / COP (A +7 °C, W 55 °C)	kW / COP	3,20/2,81	5,00/3,03	7,00/2,92	8,90/2,93	
Heating capacity / COP (A +2 °C, W 35 °C)	kW / COP	3,20/3,64	5,00/3,57	6,85/3,43	7,00/3,40	
Heating capacity / COP (A +2 °C, W 55 °C)	kW / COP	3,20/2,19	5,00/2,29	6,25/2,23	6,30/2,18	
Heating capacity / COP (A -7 °C, W 35 °C)	kW / COP	3,30/2,80	5,00/2,79	5,75/2,95	6,25/2,84	
Heating capacity / COP (A -7 °C, W 55 °C)	kW / COP	3,20/1,79	5,00/1,89	5,35/1,98	5,90/1,93	
Cooling capacity / EER (A 35 °C, W 7 °C)	kW / EER	3,20/3,52	5,00/3,05	6,70/3,03	8,20/2,72	
Cooling capacity / EER (A 35 °C, W 18 °C)	kW / EER	3,20/4,71	5,00/4,90	6,70/4,72	9,00/4,18	
Heating average climate (W 35 °C / W 55 °C)	Seasonal energy efficiency SCOP (η _s %)	5,07/3,47 [200/136]	5,12/3,63 [202/142]	4,90/3,62 [193/142]	4,44/3,41 [175/133]	
	Energy class ²⁾	A+++ / A++	A+++ / A++	A+++ / A++	A+++ / A++	
Heating warm climate (W 35 °C / W 55 °C)	Seasonal energy efficiency SCOP (η _s %)	6,20/4,20 [245/165]	6,00/4,20 [237/165]	5,75/4,07 [227/160]	5,75/4,07 [227/160]	
	Energy class ²⁾	A+++ / A+++	A+++ / A+++	A+++ / A+++	A+++ / A+++	
Heating cold climate (W 35 °C / W 55 °C)	Seasonal energy efficiency SCOP (η _s %)	4,00/2,83 [157/110]	4,08/2,95 [160/115]	4,18/2,98 [164/116]	4,18/2,98 [164/116]	
	Energy class ²⁾	A++ / A+	A++ / A+	A++ / A+	A++ / A+	
Indoor unit 3 kW electric heater	WH-SDC0309K3E5	WH-SDC0309K3E5	WH-SDC0309K3E5	WH-SDC0309K3E5		
Indoor unit 6 kW electric heater	WH-SDC0309K6E5	WH-SDC0309K6E5	WH-SDC0309K6E5	WH-SDC0309K6E5		
Sound pressure	Heat / Cool	dB(A)	28/28	28/28	30/30	30/31
Dimension	HxWxD	mm	892x500x348	892x500x348	892x500x348	892x500x348
Net weight		kg	—	—	—	—
Water volume		L	—	—	—	—
Maximum DHW temperature		°C	—	—	—	—
Material inside tank			Stainless steel	Stainless steel	Stainless steel	Stainless steel
Tapping profile according EN16147			L	L	L	L
DHW tank ERP efficiency average / warm / cold ³⁾	A+ to F	A+ / A++ / A	A+ / A++ / A	A+ / A++ / A	A+ / A++ / A	A+ / A++ / A
DHW tank ERP average climate η / COPdHW	η _{wh} % / COPdHW	128/3,20	140/3,50	140/3,50	140/3,50	140/3,50
DHW tank ERP warm climate η / COPdHW	η _{wh} % / COPdHW	154/3,86	160/4,00	160/4,00	160/4,00	160/4,00
DHW tank ERP cold climate η / COPdHW	η _{wh} % / COPdHW	99/2,48	112/2,80	112/2,80	112/2,80	112/2,80

Outdoor unit

	WH-UDZ03KE5	WH-UDZ05KE5	WH-UDZ07KE5	WH-UDZ09KE5		
Sound power ⁴⁾	Heat	dB(A)	55	55	56	56
Dimension / Net weight	HxWxD	mm / kg	622x824x298/37	795x875x320/55	795x875x320/55	795x875x320/55
Refrigerant (R32) / CO ₂ Eq.		kg / T	0,9/0,608	1,3/0,878	1,3/0,878	1,3/0,878
Piping diameter	Liquid / Gas	Inch (mm)	1/4 (6,35) / 1/2 (12,70)	1/4 (6,35) / 5/8 (15,88)	1/4 (6,35) / 5/8 (15,88)	1/4 (6,35) / 5/8 (15,88)
Pipe length range / Elevation difference (in / out)		m / m	3 - 25/20	3 - 40 [3 - 50] ⁴⁾ / 30	3 - 40 [3 - 50] ⁴⁾ / 30	3 - 40 [3 - 50] ⁴⁾ / 30
Operating range - outdoor ambient	Heat	°C	-20 ~ +35	-25 ~ +35	-25 ~ +35	-25 ~ +35
	Cool	°C	+10 ~ +43	+10 ~ +43	+10 ~ +43	+10 ~ +43
Water outlet	Heat / Cool	°C	20 ~ 60/5 ~ 20	20 ~ 60/5 ~ 20	20 ~ 60/5 ~ 20	20 ~ 60/5 ~ 20

Outdoor unit

	WH-UDZ03KE5	WH-UDZ05KE5	WH-UDZ07KE5	WH-UDZ09KE5		
Sound power ⁴⁾	Heat	dB(A)	55	55	56	56
Dimension / Net weight	HxWxD	mm / kg	622x824x298/37	795x875x320/55	795x875x320/55	795x875x320/55
Refrigerant (R32) / CO ₂ Eq.		kg / T	0,9/0,608	1,3/0,878	1,3/0,878	1,3/0,878
Piping diameter	Liquid / Gas	Inch (mm)	1/4 (6,35) / 1/2 (12,70)	1/4 (6,35) / 5/8 (15,88)	1/4 (6,35) / 5/8 (15,88)	1/4 (6,35) / 5/8 (15,88)
Pipe length range / Elevation difference (in / out)		m / m	3 - 25/20	3 - 40 [3 - 50] ⁴⁾ / 30	3 - 40 [3 - 50] ⁴⁾ / 30	3 - 40 [3 - 50] ⁴⁾ / 30
Operating range - outdoor ambient	Heat	°C	-20 ~ +35	-25 ~ +35	-25 ~ +35	-25 ~ +35
	Cool	°C	+10 ~ +43	+10 ~ +43	+10 ~ +43	+10 ~ +43
Water outlet	Heat / Cool	°C	20 ~ 60/5 ~ 20	20 ~ 60/5 ~ 20	20 ~ 60/5 ~ 20	20 ~ 60/5 ~ 20

¹⁾ Kit 3 kW electric heater available in 2 zones and with Electrical Anode models. ²⁾ Scale from A+++ to D. ³⁾ Scale from A+ to F. ⁴⁾ Sound power in accordance to 811/2013, 813/2013 and EN12102-1:2017 at +7 °C. ⁵⁾ Check local regulations. * EER and COP calculation is based in accordance to EN14511. ** This product is designed to comply with the European Water Quality Directive 98/83/EC amended by 2015/1787/EU. The lifespan of the product is not guaranteed in the case of the use of groundwater, such as spring water or well water, the use of tap water when salt or other impurities are contained, nor in areas of acidic water quality. Maintenance and warranty costs related to these cases are the customer's responsibility.

Aquarea T-CAP

For retrofit and new builds, install the T-CAP heat pump keeping Total Capacity even at extremely cold ambient.



			Aquarea T-CAP All in One K Generation Single phase / Three phase. Heating and Cooling ¹¹				Aquarea T-CAP Bi-bloc K Generation Single phase / Three phase. Heating and Cooling			
			Single phase (power to indoor)		Three phase (power to indoor)		Single phase (power to indoor)		Three phase (power to indoor)	
			KIT-AXC09KE5	KIT-AXC12KE5	—	—	KIT-WXC09K3E5	—	KIT-WXC09K3E8	—
			—	—	KIT-AXC09KE8	KIT-AXC12KE8	—	—	—	—
			—	—	—	—	KIT-WXC09K6E5	KIT-WXC12K6E5	—	—
			—	—	—	—	—	—	KIT-WXC09K9E8	KIT-WXC12K9E8
Kit 3 kW electric heater			9,00/5,03	12,10/4,84	9,00/5,03	12,10/4,84	9,00/5,03	12,10/4,84	9,00/5,03	12,10/4,84
Kit 6 kW electric heater			9,00/3,07	12,10/3,04	—/—	—/—	9,00/3,07	12,10/3,04	—/—	—/—
Kit 9 kW electric heater			9,00/3,69	12,00/3,44	9,00/3,69	12,00/3,44	9,00/3,69	12,00/3,44	9,00/3,69	12,00/3,44
Heating capacity / COP (A +7 °C, W 35 °C)	kW / COP		9,00/2,31	12,00/2,29	—/—	—/—	9,00/2,31	12,00/2,29	—/—	—/—
Heating capacity / COP (A +2 °C, W 55 °C)	kW / COP		9,00/3,00	12,00/2,72	—/—	—/—	9,00/3,00	12,00/2,72	—/—	—/—
Heating capacity / COP (A -7 °C, W 35 °C)	kW / COP		9,00/2,10	12,00/2,00	—/—	—/—	9,00/2,10	12,00/2,00	—/—	—/—
Heating capacity / COP (A -7 °C, W 55 °C)	kW / COP		8,80/3,11	10,70/2,68	8,80/3,11	10,70/2,68	8,80/3,11	10,70/2,68	8,80/3,11	10,70/2,68
Cooling capacity / EER (A 35 °C, W 7 °C)	kW / EER		8,80/4,63	10,70/3,92	—/—	—/—	8,80/4,63	10,70/3,92	—/—	—/—
Cooling capacity / EER (A 35 °C, W 18 °C)	kW / EER		4,96/3,57(195/140)	4,96/3,57(195/140)	4,96/3,57(195/140)	4,96/3,57(195/140)	4,96/3,57(195/140)	4,96/3,57(195/140)	4,96/3,57(195/140)	4,96/3,57(195/140)
Heating average climate (W 35 °C / W 55 °C)	Seasonal energy efficiency	SCOP (η _s %)	A+++/A++	A+++/A++	A+++/A++	A+++/A++	A+++/A++	A+++/A++	A+++/A++	A+++/A++
Heating average climate (W 35 °C / W 55 °C)	Energy class ²⁾		6,47/4,34(256/171)	6,47/4,34(256/171)	6,47/4,34(256/171)	6,47/4,34(256/171)	6,47/4,34(256/171)	6,47/4,34(256/171)	6,47/4,34(256/171)	6,47/4,34(256/171)
Heating warm climate (W 35 °C / W 55 °C)	Seasonal energy efficiency	SCOP (η _s %)	A+++/A+++	A+++/A+++	A+++/A+++	A+++/A+++	A+++/A+++	A+++/A+++	A+++/A+++	A+++/A+++
Heating warm climate (W 35 °C / W 55 °C)	Energy class ²⁾		4,31/3,26(169/127)	4,31/3,26(169/127)	4,31/3,26(169/127)	4,31/3,26(169/127)	4,31/3,26(169/127)	4,31/3,26(169/127)	4,31/3,26(169/127)	4,31/3,26(169/127)
Heating cold climate (W 35 °C / W 55 °C)	Seasonal energy efficiency	SCOP (η _s %)	A++/A++	A++/A++	A++/A++	A++/A++	A++/A++	A++/A++	A++/A++	A++/A++
Heating cold climate (W 35 °C / W 55 °C)	Energy class ²⁾		—	—	—	—	—	—	—	—
Indoor unit 3 kW electric heater			WH-ADC0912K6E5	WH-ADC0912K6E5	—	—	WH-SXC09K3E5	—	WH-SXC09K3E8	—
Indoor unit 6 kW electric heater			—	—	WH-ADC0912K9E8***	WH-ADC0912K9E8***	WH-SXC09K6E5	WH-SXC12K6E5	—	—
Indoor unit 9 kW electric heater			—	—	—	—	—	—	WH-SXC09K9E8	WH-SXC12K9E8
Sound pressure	Heat / Cool	dB(A)	33/33	33/33	33/33	33/33	33/33	33/33	33/33	33/33
Dimension	H x W x D	mm	1642 x 599 x 602	1642 x 599 x 602	1642 x 599 x 602	1642 x 599 x 602	892 x 500 x 340	892 x 500 x 340	892 x 500 x 340	892 x 500 x 340
Net weight		kg	101	101	—	—	—	—	—	—
Water volume		L	185	185	185	185	—	—	—	—
Maximum DHW temperature		°C	65	65	65	65	—	—	—	—
Material inside tank			Stainless steel	Stainless steel	Stainless steel	Stainless steel	—	—	—	—
Tapping profile according EN16147			L	L	L	L	—	—	—	—
DHW tank ERP efficiency average / warm / cold ³⁾		A+ to F	A/A+/A	A/A+/A	A/A+/A	A/A+/A	—	—	—	—
DHW tank ERP average climate η / COPdHW		η _{wh} % / COPdHW	112/2,80	112/2,80	112/2,80	112/2,80	—	—	—	—
DHW tank ERP warm climate η / COPdHW		η _{wh} % / COPdHW	132/3,30	132/3,30	132/3,30	132/3,30	—	—	—	—
DHW tank ERP cold climate η / COPdHW		η _{wh} % / COPdHW	88/2,20	88/2,20	88/2,20	88/2,20	—	—	—	—
Outdoor unit			WH-UXZ09KE5	WH-UXZ12KE5	WH-UXZ09KE8	WH-UXZ12KE8	WH-UXZ09KE5	WH-UXZ12KE5	WH-UXZ09KE8	WH-UXZ12KE8
Sound power ⁴⁾	Heat	dB(A)	65	65	65	65	65	65	65	65
Dimension / Net weight	H x W x D	mm / kg	1340 x 900 x 320/88	1340 x 900 x 320/88	1340 x 900 x 320/—	1340 x 900 x 320/—	1340 x 900 x 320/88	1340 x 900 x 320/88	1340 x 900 x 320/88	1340 x 900 x 320/88
Refrigerant (R32) / CO ₂ Eq.		kg / T	1,60/1,08	1,60/1,08	1,60/1,08	1,60/1,08	1,60/1,08	1,60/1,08	1,60/1,08	1,60/1,08
Piping diameter	Liquid / Gas	Inch (mm)	1/4 (6,35) / 1/2 (12,70)	1/4 (6,35) / 1/2 (12,70)	1/4 (6,35) / 1/2 (12,70)	1/4 (6,35) / 1/2 (12,70)	1/4 (6,35) / 1/2 (12,70)	1/4 (6,35) / 1/2 (12,70)	1/4 (6,35) / 1/2 (12,70)	1/4 (6,35) / 1/2 (12,70)
Pipe length range / Elevation difference (in / out)		m / m	3~30/20	3~30/20	3~30/20	3~30/20	3~30/20	3~30/20	3~30/20	3~30/20
Operating range - outdoor ambient	Heat	°C	-28~+35	-28~+35	-28~+35	-28~+35	-28~+35	-28~+35	-28~+35	-28~+35
Operating range - outdoor ambient	Cool	°C	+10~+43	+10~+43	+10~+43	+10~+43	+10~+43	+10~+43	+10~+43	+10~+43
Water outlet	Heat / Cool	°C	20~60/5~20	20~60/5~20	20~60/5~20	20~60/5~20	20~60/5~20	20~60/5~20	20~60/5~20	20~60/5~20

1) Kits available with Electrical Anode models. 2) Scale from A+++ to D. 3) Scale from A+ to F. 4) Sound power in accordance to 811/2013, 813/2013 and EN12102-1:2017 at +7 °C. * EER and COP calculation is based in accordance to EN14511. ** This product is designed to comply with the European Water Quality Directive 98/83/EC amended by 2015/1787/EU. The lifespan of the product is not guaranteed in the case of the use of groundwater, such as spring water or well water, the use of tap water when salt or other impurities are contained, nor in areas of acidic water quality. Maintenance and warranty costs related to these cases are the customer's responsibility. *** Available Autumn 23. **** Tentative data.

Due to the ongoing innovation of our products, the specifications of this catalogue are valid barring typographic errors, and may be subject to minor modifications by the manufacturer without prior warning in order to improve the product. The total or partial reproduction of this catalogue is prohibited without the express authorisation of Panasonic Marketing Europe GmbH.

Panasonic®

To find out how Panasonic cares for you,
log on to: www.aircon.panasonic.eu

Panasonic Marketing Europe GmbH
Panasonic Heating & Ventilation Air-Conditioning Europe
Hagenauer Strasse 43, 65203 Wiesbaden, Germany